



Promoting Green Technology

# INVESTORS PRESENTATION

Regd. Office : P.O.RANOLI : 391350. DIST. VADODARA, GUJARAT.

E-Mail : [cossec@gacl.co.in](mailto:cossec@gacl.co.in) | [www.gacl.com](http://www.gacl.com)



# TABLE OF CONTENTS



- 
-    **1 ORGANIZATION OVERVIEW**
  -    **2 PERFORMANCE UPDATE**
  -    **3 FINANCIALS**
  -    **4 ENVIRONMENT, HEALTH,  
SAFETY & SUSTAINABILITY**

# ORGANIZATION OVERVIEW

# Board of Directors



**Dr. Hasmukh Adhia, IAS (Retd.)**  
Chairman

**Shri S. J. Haider, IAS**  
Director

**Dr. T. Natarajan, IAS**  
Director

**Shri Bimal Julka, IAS (Retd.)**  
Independent Director

**Smt. Avantika Singh Aulakh, IAS**  
Managing Director








**Shri Rajiv Lochan Jain**  
Independent Director

**Shri Nitin Shukla**  
Independent Director

**Smt. Shridevi Shukla**  
Independent Director

**Dr. Chinmay Ghoroi**  
Independent Director

# Shareholding of Promoters

Sr. No.	Name	No. of Shares	% of Total Share Capital
1.	 Government of Gujarat	21	0.00
2.	 Gujarat State Investments Limited	1,53,29,373	20.87
3.	 Gujarat Industrial Investment Corporation Limited	71,19,028	9.69
4.	 Gujarat Mineral Development Corporation Limited	41,45,433	5.64
5.	 Gujarat Industrial Development Corporation	28,97,740	3.95
6.	 Gujarat Maritime Board	27,34,719	3.72
7.	 Gujarat Narmada Valley Fertilizers and Chemicals Limited	17,59,996	2.40
Total....		3,39,86,310	46.28



# Company Brief

- Promoted by Government of Gujarat. Incorporated : 1973 & started operations : 1976
- Listed on BSE & NSE. Market capitalization : Rs. 4013.70 Crores as on 30<sup>th</sup> Sept. '25.
- Other Major Investments :



16.15 %



3 %



5 %



4 %



60 %



2 %



14.29 %

Vadodra Jal Sanchay Pvt. Ltd.  
("SPV Company")

15%

Aditya Birla Renewables SPV 4  
Ltd. ("SPV Company")

26%

Clean Max Sphere Energy Pvt.  
Ltd. ("SPV Company")

26%



**171.45 MW**  
Kutchh &  
Saurashtra



**35 MW**  
Charanka



**640 KW**  
Floating Solar



**220 KW+**  
**563 KW**  
Rooftop solar

## Three Complexes

Vadodara : started in  
1976

Dahej – I : started in  
1995

Dahej –II : started in  
2022



# Company Brief

- **Three Complexes**



**Vadodara**

*Started in 1976*



**Dahej – I**

*Started in 1995*



**Dahej – II**

*Started in 2022*

# Vision – Looking ahead.....

To continue to be identified and recognized as a dynamic, modern and eco-friendly chemical company with enduring ethics and values.

*Our  
aspiration is  
to grow 2-3x  
over next 6  
years*

**Revenue  
(FY31)  
₹ 10k+  
Cr.**

**EBITDA  
(FY31)  
20%+**





# Initiative for Future Ready Organization

Promoting Green Technology

**"PROJECT AHVAAN:** A clarion call to all employees to help realize the vision of 10K Cr + Annual Revenue and 20%+ EBITDA by 2031" has been conceptualized with the aim of transforming the organization and making the organization future ready by



Igniting change, scaling new horizon

- Performance improvement across all key areas
- Digital Transformation across the organisation
- Long term growth strategy and diversification options



## KEARNEY

We have partnered with M/s A T Kearney, to support us in this transformation. Their experience will be instrumental in shaping our path forward.



Project Ahvaan is not only about reviewing past practices, but also **collectively finding avenues to build a robust organization for the future**

# Initiatives for Green Energy

- Renewable Energy Capacity



**171.45 MW**

*Kutchh & Saurashtra*



**35 MW**

*Charanka*



**640 KW**

*Floating Solar*



**220 KW+ 563 KW**

*Rooftop solar*



# Initiatives for Green Energy



95 MW Solar Power (Short term)



Dahej

55 MW Solar Power (Short term)



Vadodara

37.5 MW Solar Power



Dahej

62.7 MW Hybrid Power\*



Dahej

75.9 MW Hybrid Power\*



Dahej & Vadodara

42.9 MW Hybrid Power\*



Dahej & Vadodara

*(In addition to Captive 207.87 MW)*

\* Under Implementation

## Projects under implementation

Sr.	Project Name	Capacity
1	Caustic Soda Flaking unit	200 TPD
2	HCl Synthesis Unit	400 TPD (as 31% HCl)
3	Chlorotoluenes Downstream Products	40 TPD
4	Upgradation of Cell Elements	275 TPD

# PERFORMANCE UPDATE



# Existing Products & their contributions

## Uses:

- Alumina
- Pulp & Paper
- Textile
- Soaps & Detergents
- Petroleum Products
- Effluent Treatment

### Caustic Soda Group

47%

## Uses:

- Phosphate Salts
- Phosphating of Metals
- Pharmaceuticals
- Sugar Refining
- Fine Chemicals
- Food Industry

### Phosphoric Acid Group

14%

## Uses:

- Solvent
- Fluorocarbon
- Refrigerants
- Pharmaceuticals
- Aerosol Propellants
- Paint Stripping

### Chloromethanes Group

10%

## Uses:

- Soaps & Detergents
- Dyes & Intermediates
- Rubber Industry
- Potassium Permanganate
- Pharmaceuticals

### Caustic Potash Group

9%

# Existing Products & their contributions

## Uses:

- Textile
- Pulp & Paper
- Pharmaceuticals
- Effluent Treatment
- Dyes & Intermediates
- Pesticides

Hydrogen Peroxide

5%

## Uses:

- Bleaching Agent in Pulp & Paper Industry
- Manufacturing Chemicals like Rocket propellants

Sodium Chlorate

3%

## Uses:

- Perfumery Industry
- Dyes & Intermediates
- Preservative & Photography Industries
- Vat Dyes

Chlorotoluene

3%

## Others:

- a) Hydrazine Hydrate
- b) Poly Aluminum Chloride
- c) Bleachwin
- d) Scalewin & Biowin
- e) Stable Bleaching Powder
- f) Aluminium Chloride

Others

9%

# GACL's leading position in Key Products

**Largest  
Producer**

**Phosphoric  
Acid**  
(64,800 TPA)



**Sodium  
Chlorate**  
(20,000 TPA)



**Mix  
of Chloro-  
Toluene**  
(30,000 TPA)



**Sole Producer**

**Hydrazine  
Hydrate**  
(10,000 TPA)



**Second Largest  
Producer**

**Caustic  
Soda**  
(849,750 TPA)



**Chloro-  
Methane**  
(161,100 TPA)

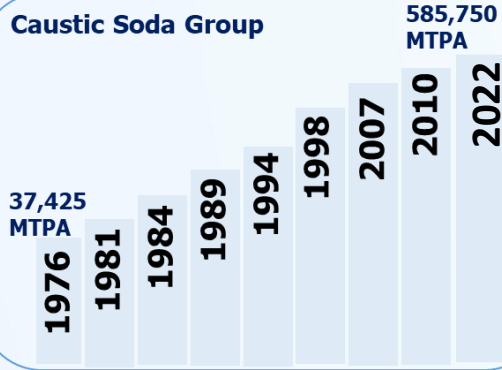


**Hydrogen  
Peroxide**  
(54,120 TPA)

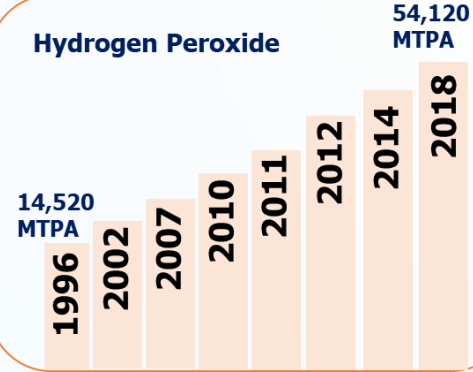


# Adapting to Changes in Business Dynamics

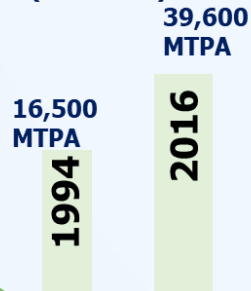
**Caustic Soda Group**



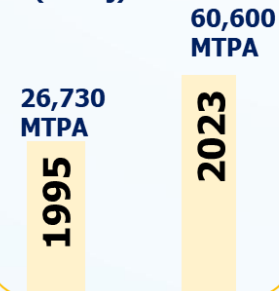
**Hydrogen Peroxide**



**Caustic Potash  
(Vadodara)**




**Phosphoric Acid  
(Dahej)**

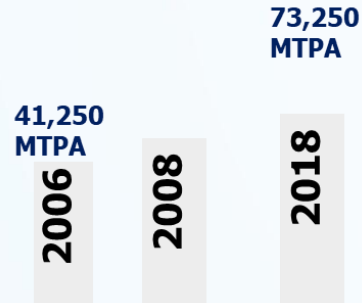


# Adapting to Changes in Business Dynamics


## Chloromethanes



## Poly Aluminium Chloride



## Stable Bleaching Powder (Dahej)



## Sodium Chlorate (Dahej)

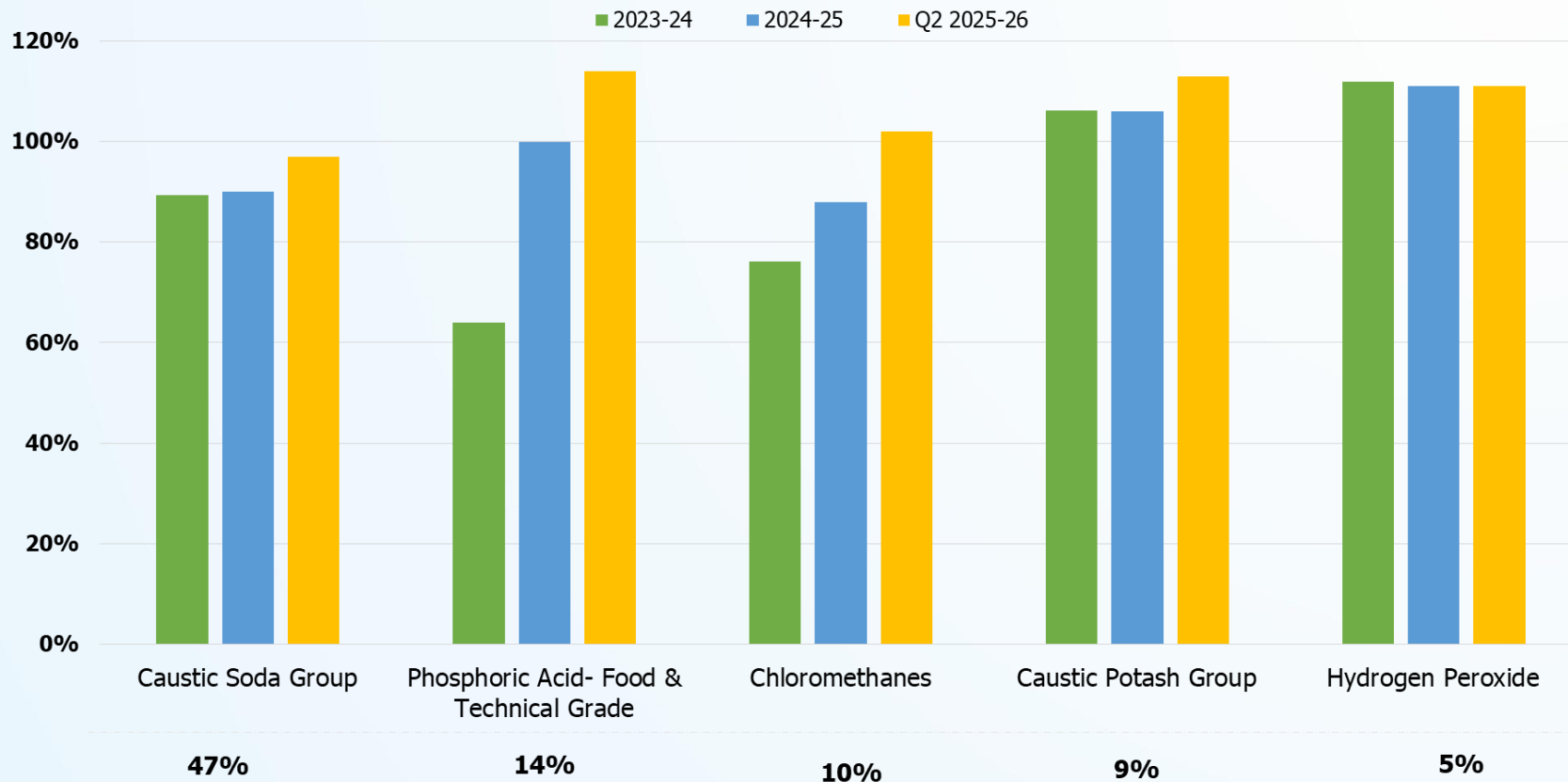
**20,000 MTPA**  
*Commissioned in 2014*

## Chlorotoluene (Dahej)

**New Capacity 30,000 MTPA**  
*Commissioned in March – 2025*



# Capacity Utilization (Major Product lines)



*% share in total turnover (Q2 FY 25-26)*

# FINANCIALS

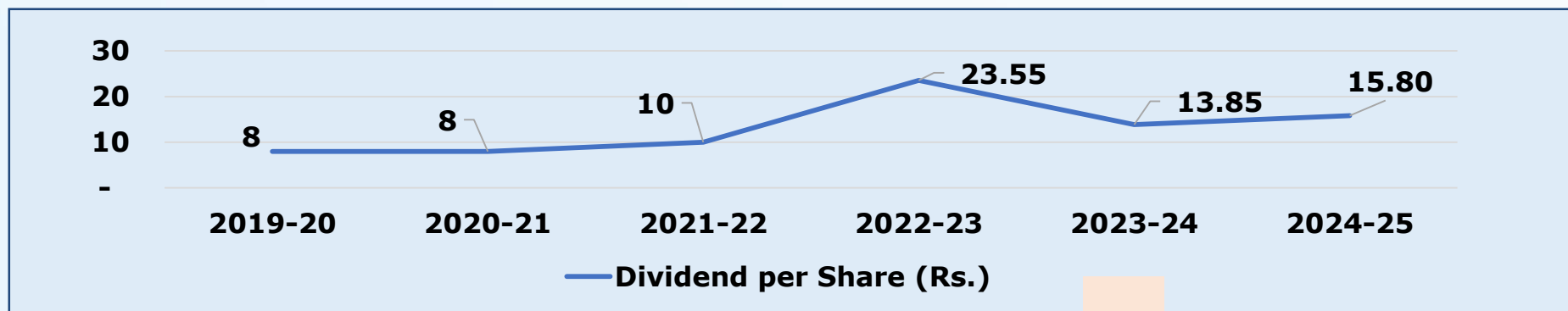
# Financial Details (Figures in Rs. Crores)



Sr.	Particulars	2020-21	2021-22	2022-23	2023-24	2024-25	H1 2025-26
1	Net External Sales Value	2,344.49	3,683.40	4,401.86	3,702.77	3,959.50	<b>2,136.64</b>
2	EBITDA	425.62	1,032.56	1,156.74	226.10	452.56	<b>258.28</b>
3	EBITDA (%) of Total Income	17.05	27.14	25.37	5.80	10.87	<b>11.45</b>
4	Profit Before Tax (PBT)	235.80	828.63	861.19	(195.88)	9.72	<b>23.03</b>
5	Profit After Tax (PAT)	166.85	561.98	575.70	(132.24)	15.82	<b>24.07</b>
6	Equity Share Capital	73.44	73.44	73.44	73.44	73.44	<b>73.44</b>
7	General Reserve	4,021.02	4,510.21	4,944.73	4,637.16	4,548.81	<b>4,397.46</b>
8	Net Worth	4,087.03	4,578.86	5,016.02	4,698.61	4,597.26	<b>4,470.90</b>
9	Other Comprehensive Income (OCI)	1,283.13	1,320.80	1,292.29	1,640.77	1,404.14	<b>1,441.62</b>
10	Total Reserves	5,304.15	5,831.01	6,237.02	6,277.93	5,952.95	<b>5,875.27</b>
11	Loans Outstanding	496.92	593.34	595.81	543.43	551.57	<b>628.29</b>

# Financial Ratios

Sr.	Particulars	2020-21	2021-22	2022-23	2023-24	2024-25	H1 2025-26
1	Earning per Share (Rs.)	22.72	76.53	78.39	(18.01)	2.15	6.56 (Annualized)
2	Dividend per Share (Rs.)	8.00	10.00	23.55	13.85	15.80	-
3	Book Value per Share (Rs.)	556.54	623.51	683.04	639.82	626.02	608.81



# Awards, Recognition & Certificates

- 1 National Award under category of "Top Performer Designated Consumer for Chlor Alkali Sector of Perform Achieve & Trade (PAT) Cycle II under National Mission for Enhanced Energy Efficiency (NMEEE)"
- 2 Patent for Hydrazine Hydrate
- 3 National Award for the Excellence in the Cost Management
- 4 Felicitation by CGST Department for Excellent Compliance with the GST Laws
- 5 1st winner position at the Gujarat Employers Organization (GEO) Excellence Awards 2024 in the category of Large Enterprise
- 6 Patent for HPMC (HYDROXY PROPYL METHYL CELLULOSE)
- 7 FSSAI Certificate for Food Grade Phosphoric Acid
- 8 Honoured with National CSR Award for adopting best CSR practices





# ENVIRONMENT, HEALTH, SAFETY & SUSTAINABILITY

# EHS – Active measures undertaken to uphold Safety of Plant Property and People



## EHS: Safety record across Vadodara and Dahej complexes.

1159

**Accident-free days at Vadodara**  
(Completed 12.29 million man hours)

837

**Accident-free days at Dahej Main Complex I**  
(Completed 21.50 million man hours)

143

**Accident-free days at Dahej D II 9 Complex II**  
(Completed 0.315 million man hours)

As on 30.09.2025

# CSR – Corporate Social Responsibility



**Foundation Trust**

CSR activities carried out by **GACL Foundation Trust (GFT)** — A CSR arm of **Gujarat Alkalies and Chemicals Limited (GACL)** — on behalf of the company are covered under the following focus areas:

- Promotion of Education and related activities
- Care for Special Children
- Healthcare, Nutrition, Hygiene and Sanitation
- Promotion of Sports, Art, Culture and Heritage
- Water Conservation & Environment
- Skill Development and Livelihood

# CSR – Active measures undertaken to uphold Social Responsibility

Nutrition project Covering 11960 adolescent girls in Narmada District in partnership with WCD, GoG and CHETNA and now scaled up for Ranoli and Dahej area covering 2700 adolescent girls. Agreement signed at Gandhinagar on 16<sup>th</sup> September 2025.

Centralized Mid Day Meal Kitchen at Poshina & Bharuch in collaboration with Dept of Education GoG catering to in all 75,000 school going Students. MOU signed with the Akshay Patra Foundation at Gandhinagar on 4<sup>th</sup> November 2025.



# CSR – Active measures undertaken to uphold Social Responsibility

Development of RCC Road Rahiyad Village, Dahej in collaboration with office of Collector Bharuch, R&B Department & Gram Pamchayat Rahiyad.

National Award for Excellence in CSR & Sustainability 2025. The award was received at the CSR Conclave organized by the World HRD Congress on 19th September 2025 in Bangalore.





# THANK YOU

## Disclaimer:

➤ The information herein is solely for informational purpose and may not be used or considered as an offer document or solicitation of offer to buy or sell or subscribe for securities or other financial instruments of the Company. The information contained herein is strictly confidential and meant solely for the selected recipient and may not be altered in any way, transmitted to, copied or distributed, in part or in whole, to any other person or to the media or reproduced in any form, without prior written consent of the Company.

➤ This presentation contains forward-looking statements which may be identified by their use of words contains “plans,” “expects,” “will,” “anticipates,” “believes,” “intends,” “projects,” “estimates” or other words of similar meaning. All statements that address expectations or projections about the future, including, but not limited to, statements about the strategy for growth, product development, market position, expenditures and financial results, are forward-looking statements.

➤ Forward-looking statements are based on certain assumptions and expectations of future events. The Company cannot guarantee that these assumptions and expectations are accurate or will be realized. The actual results, performance or achievements, could thus differ materially from those projected in any such forward-looking statements. The Company assume no responsibility to publicly amend, modify or revise any forward looking statements, on the basis of any subsequent developments, information or events, or otherwise.