



INVESTOR PRESENTATION

Regd. Office : P.O. RANOLI : 391350, DIST. VADODARA, GUJARAT.

E-Mail : cosec@gacl.co.in | www.gacl.com

Organization Structure and Workforce Details

Governing Structure

Dr. Hasmukh Adhia, IAS (Retd.)
Chairman

Shri S. J. Haider, IAS
Director

Dr. T. Natarajan, IAS
Director

Shri Bimal Julka, IAS (Retd.)
Independent Director

Smt. Avantika Singh Aulakh, IAS
Managing Director








Shri Rajiv Lochan Jain
Independent Director

Shri Nitin Shukla
Independent Director

Smt. Shridevi Shukla
Independent Director

Dr. Chinmay Ghoroi
Independent Director

Shareholding of Promoters

Sr. No.	Name	No. of Shares	% of Total Share Capital
1.	 Government of Gujarat	21	0.00
2.	 Gujarat State Investments Limited	1,53,29,373	20.87
3.	 Gujarat Industrial Investment Corporation Limited	71,19,028	9.69
4.	 Gujarat Mineral Development Corporation Limited	41,45,433	5.64
5.	 Gujarat Industrial Development Corporation	28,97,740	3.95
6.	 Gujarat Maritime Board	27,34,719	3.72
7.	 Gujarat Narmada Valley Fertilizers and Chemicals Limited	17,59,996	2.40
Total....		3,39,86,310	46.28

Brief History & Vision

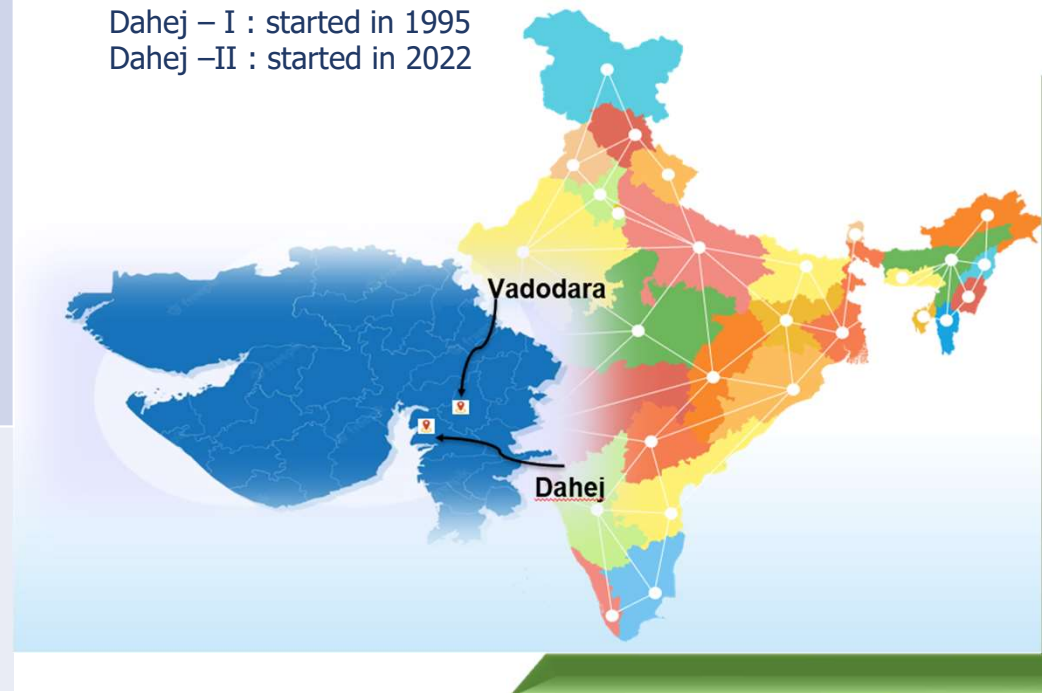
- Promoted by Government of Gujarat. Incorporated : 1973 & started operations : 1976
- Listed on BSE & NSE. Market capitalization : Rs. 4253.46 Crores as on 31st March '25.
- Company's Vision : To continue to be identified and recognized as a dynamic, modern and eco-friendly chemical company with enduring ethics and values.

Other Major Investments

	16.15 %		3 %		5 %
	4 %		60 %		2 %
	14.29 %	Vadodara Jal Sanchay Pvt. Ltd. ("SPV Company")		15%	
Vadodara Enviro Channel Ltd. (VECL)		Aditya Birla Renewables SPV 4 Ltd. ("SPV Company")		26%	
	171.45 MW		35 MW		
Kutchh & Saurashtra		Charanka			
	640 KW		220 KW + 563 KW		
Floating Solar		Rooftop solar			

Three Complexes

- Vadodara : started in 1976
- Dahej – I : started in 1995
- Dahej –II : started in 2022



Existing Products & their contributions



Uses:

- ✓ Alumina
- ✓ Pulp & Paper
- ✓ Textile
- ✓ Soaps & Detergents
- ✓ Petroleum Products
- ✓ Effluent Treatment

Caustic Soda Group

46%

Uses:

- ✓ Soaps & Detergents
- ✓ Dyes & Intermediates
- ✓ Rubber Industry
- ✓ Potassium Permanganate
- ✓ Pharmaceuticals

Caustic Potash Group

9%

Uses:

- ✓ Solvent
- ✓ Fluorocarbon
- ✓ Refrigerants
- ✓ Pharmaceuticals
- ✓ Aerosol Propellants Paint Stripping

Chloromethanes Group

11%

Uses:

- ✓ Phosphate Salts
- ✓ Phosphating of Metals
- ✓ Pharmaceuticals
- ✓ Sugar Refining
- ✓ Fine Chemicals
- ✓ Food Industry

Phosphoric Acid Group

13%

Uses:

- ✓ Textile
- ✓ Pulp & Paper
- ✓ Pharmaceuticals
- ✓ Effluent Treatment
- ✓ Dyes & Intermediates
- ✓ Pesticides

Hydrogen Peroxide

6%

Uses:

- ✓ Bleaching Agent in Pulp & Paper Industry
- ✓ Manufacturing Chemicals like Rocket propellants

Sodium Chlorate

4%

Uses:

- ✓ Perfumery Industry
- ✓ Dyes & Intermediates
- ✓ Preservative & Photography Industries
- ✓ Vat Dyes

Chlorotoluene

3%

Others:

- a) Hydrazine Hydrate
- b) Poly Aluminum Chloride
- c) Bleachwin
- d) Scalewin & Biowin
- e) Stable Bleaching Powder
- f) Aluminium Chloride

Others

8%

Percentage indicates the share in turnover as on 31st March, 2025.

GACL's leading position in Key Products

**Largest
Producer**

**Phosphoric
Acid**
(64,800 TPA)



**Sodium
Chlorate**
(20,000 TPA)



**Mix
of Chloro-
Toluene**
(30,000 TPA)



Sole Producer

**Hydrazine
Hydrate**
(10,000 TPA)



**Second Largest
Producer**

**Caustic
Soda**
(849,750 TPA)
(Including
GNAL)



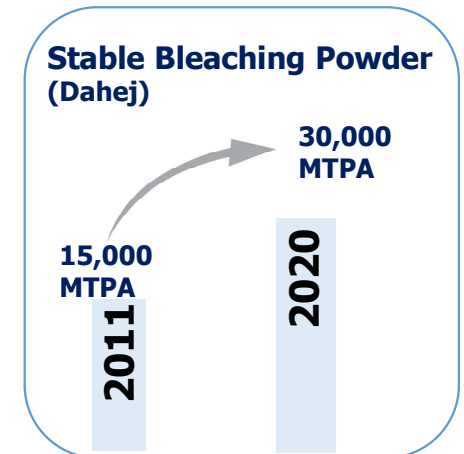
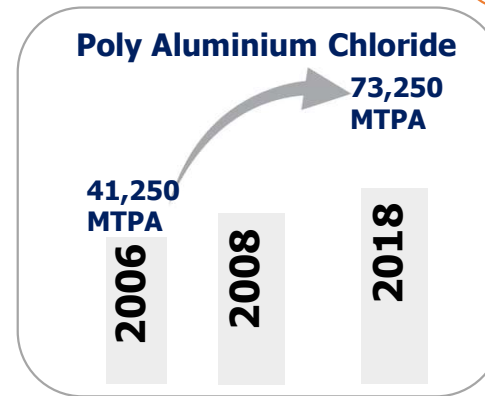
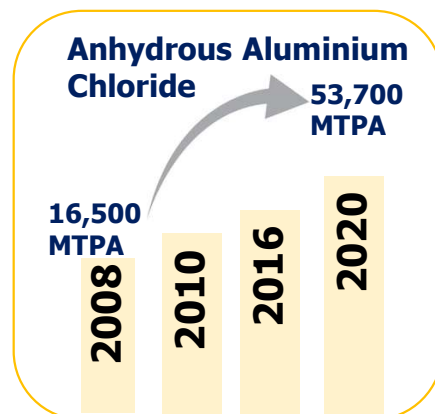
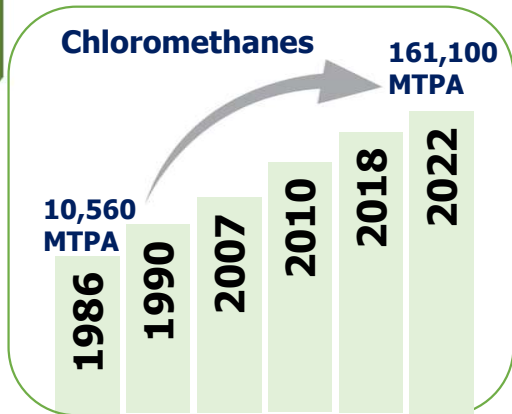
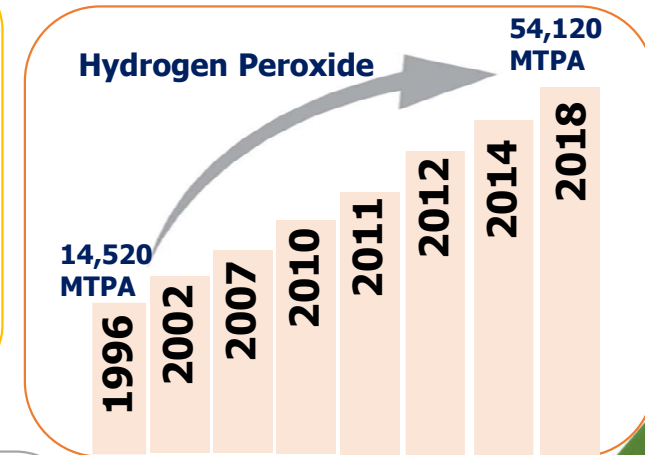
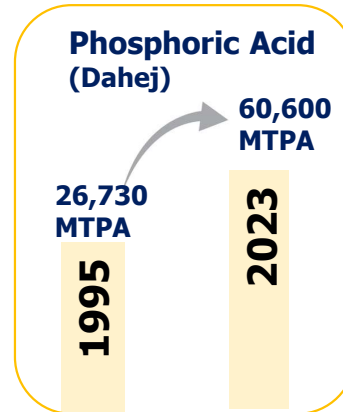
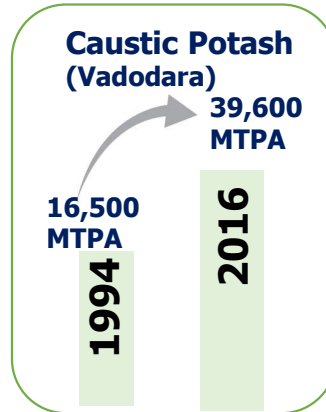
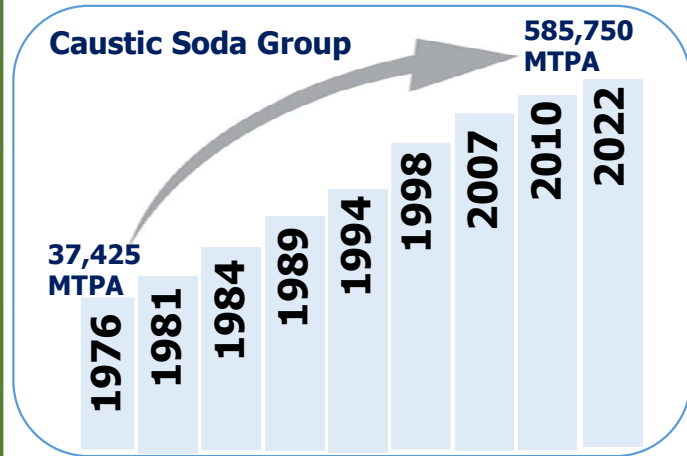
**Chloro-
Methane**
(161,100 TPA)



**Hydrogen
Peroxide**
(54,120 TPA)



Adapting to Changes in Business Dynamics



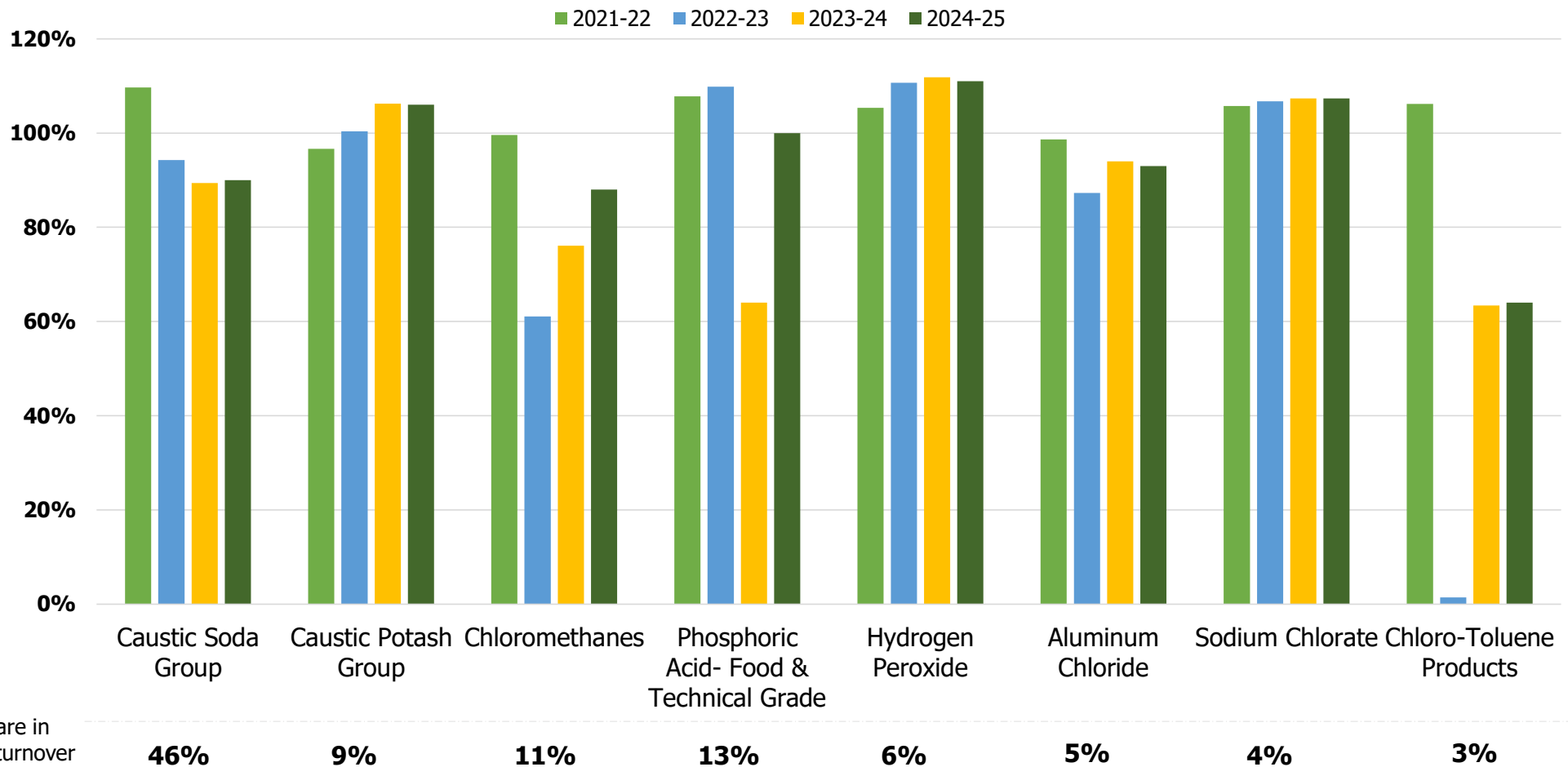
Sodium Chlorate (Dahej)

20,000 MTPA
Commissioned in 2014

Chlorotoluene (Dahej)

New Capacity 30,000 MTPA
Commissioned in March – 2025

Capacity Utilization (Major Product lines)



% share in
total turnover
(FY 24-25)

Financial Details

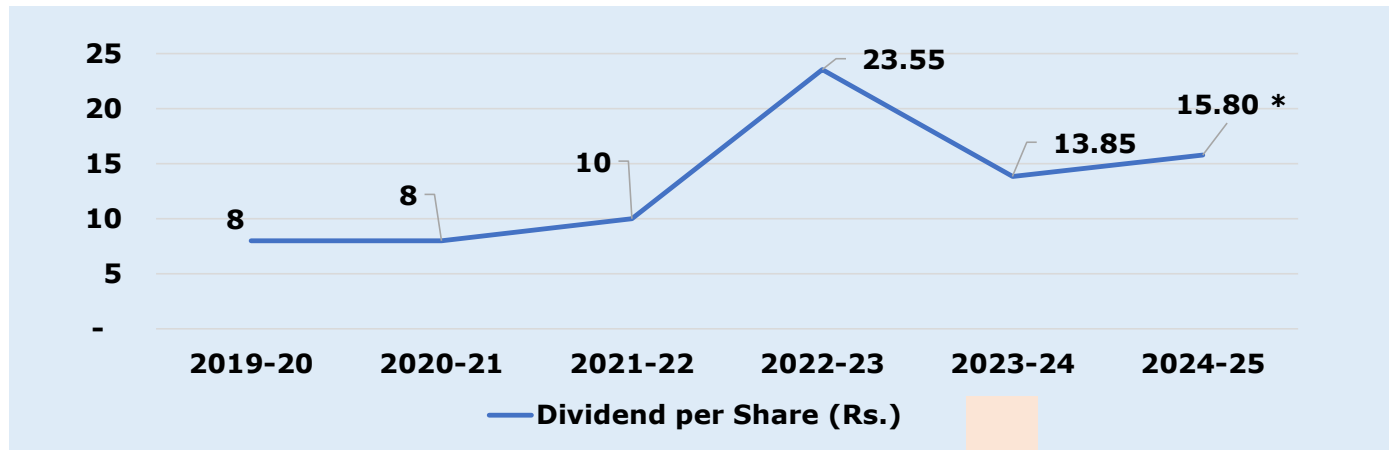
Figures in Rs. Crores



Sr. No.	Particulars	2019-20	2020-21	2021-22	2022-23	2023-24	2024-25
1	Net External Sales Value	2,654.20	2,344.49	3,683.40	4,401.86	3,702.77	3,959.50
2	EBITDA	667.49	425.62	1,032.56	1,156.74	226.10	452.56
3	EBITDA (%)	25.15	18.15	28.03	26.28	6.11	11.43
4	Profit Before Tax (PBT)	491.62	235.80	828.63	861.19	(195.88)	9.72
5	Profit After Tax (PAT)	332.84	166.85	561.98	575.70	(132.24)	15.82
6	Equity Share Capital	73.44	73.44	73.44	73.44	73.44	73.44
7	General Reserve	3,901.76	4,013.59	4,505.42	4,942.58	4,625.17	4,523.83
8	Net Worth	3,975.20	4,087.03	4,578.86	5,016.02	4,698.61	4,597.26
9	Other Comprehensive Income (OCI)	609.51	1,283.13	1,320.80	1,292.29	1,640.77	1,404.14
10	Total Reserves	4,524.07	5,304.15	5,831.01	6,237.02	6,277.93	5,952.95
11	Loans Outstanding	204.81	496.92	593.34	595.81	543.43	551.57

Financial Ratios

Sr. No.	Particulars	2019-20	2020-21	2021-22	2022-23	2023-24	2024-25
1	Earning per Share (Rs.)	45.32	22.72	76.53	78.39	(18.01)	2.15
2	Dividend per Share (Rs.)	8.00	8.00	10.00	23.55	13.85	15.80*
3	Book Value per Share (Rs.)	541.31	556.54	623.51	683.04	639.82	626.02



* Recommended by Board of Directors and subject to approval of Shareholders

Awards, Recognition & Certificates

National Award under category of "Top Performer Designated Consumer for Chlor Alkali Sector of Perform Achieve & Trade (PAT) Cycle II under National Mission for Enhanced Energy Efficiency (NMEEE)"

1st winner position at the Gujarat Employers Organization (GEO) Excellence Awards 2024 in the category of Large Enterprise on 15th March, 2024

National Award for the Excellence in the Cost Management

Felicitation by CGST Department for Excellent Compliance with the GST Laws

Patent for Hydrazine Hydrate

Patent for HPMC (HYDROXY PROPYL METHYL CELLULOSE)

FSSAI Certificate for Food Grade Phosphoric Acid



Initiatives for Green Energy

(In addition to Captive 207.87 MW)



50 MW Solar Power

For

Dahej

70 MW Solar Power

For

**Dahej
&
Vadodara**

37.5 MW Solar Power

For

Dahej

(12.5 MW operative from April'25 & 25 MW expected by June'25)

62.7 MW Hybrid Power

For

**Dahej
&
Vadodara**

Major Achievements & New Initiatives



Recently Commissioned Projects:

Projects	Capacity	Cost (Rs. Crs.)	Progress Status
Poly Aluminium Chloride Powder Facility	30 TPD	10	Commissioned in February'25 at Vadodara
Chlorotoluene Project	90 TPD	350	Commissioned in March'25 at Dahej Under stabilization

Recently approved Projects: (At different stages of implementation)

SN	Project Name	Capacity
1	Caustic Soda Flakes	200 TPD
2	HCl Synthesis Unit	300-400 TPD
3	Chlorotoluene Downstream Products	40 TPD

Thank You

Disclaimer:

- The information herein is solely for informational purpose and may not be used or considered as an offer document or solicitation of offer to buy or sell or subscribe for securities or other financial instruments of the Company. The information contained herein is strictly confidential and meant solely for the selected recipient and may not be altered in any way, transmitted to, copied or distributed, in part or in whole, to any other person or to the media or reproduced in any form, without prior written consent of the Company.
- This presentation contains forward-looking statements which may be identified by their use of words contains “plans,” “expects,” “will,” “anticipates,” “believes,” “intends,” “projects,” “estimates” or other words of similar meaning. All statements that address expectations or projections about the future, including, but not limited to, statements about the strategy for growth, product development, market position, expenditures and financial results, are forward-looking statements.
- Forward-looking statements are based on certain assumptions and expectations of future events. The Company cannot guarantee that these assumptions and expectations are accurate or will be realized. The actual results, performance or achievements, could thus differ materially from those projected in any such forward-looking statements. The Company assume no responsibility to publicly amend, modify or revise any forward looking statements, on the basis of any subsequent developments, information or events, or otherwise.